

Beko Ełk Triathlon



































WYNIKI ZAWODÓW / RESULTS LIST

printed: 20.07.2013 17:06:38

Miejsce:	Ełk	Dystans:	0,75km-18km-5km	Temp. powietrza:	+20 st. C
Data:	20.07.2013	Start:		Temp. wody:	+21,8 st. C
				Głębokość akwenu:	2,5 m - 25 m
				Pływanie:	0,75 km
Dyrektor Zawodów:	Piotr Netter			Rower:	18 km (3 x 5,8 km)
Sędzia Główny:	Sławomir Libudziec			Bieg:	5 km (2 x 2,5 km)
Organizator:	Sport Evolution, Miasto Ełk, MOSiR Ełk				

Sprint

Msc Rank	Nr Bib	Nazwisko i imię Name	Kraj Nat.	Drużyna Team	R-k YoB	W kategorii in Age	Pływanie	T1/Pozycja	Rower	T2/Pozycja	Bieg	Wynik Time	Strata Diff.
1	612	CZYSZ ROBERT		POL	94	M / 1	00:09:50 / 3	00:00:48 / 2	00:29:36 / 1	00:00:48 / 1	00:17:27 / 1	00:58:29	00:00:00
2	664	SUCHODOLSKI RAFAŁ		POL	95	M / 2	00:09:37 / 1	00:00:50 / 1	00:29:43 / 2	00:00:53 / 2	00:17:36 / 2	00:58:39	00:00:10
3	663	STRIUKOV KOSTIANTYN		UKR	94	M / 3	00:10:50 / 5	00:00:58 / 5	00:31:42 / 3	00:00:49 / 3	00:19:03 / 3	01:03:22	00:04:53
4	658	SAFROŃCZYK PIOTR		POL	88	M / 4	00:09:37 / 2	00:01:29 / 3	00:32:53 / 4	00:01:22 / 4	00:22:28 / 10	01:07:49	00:09:20
5	680	HENECZKOWSKA ANNA		POL	93	W / 1	00:10:41 / 4	00:01:04 / 4	00:34:49 / 9	00:00:51 / 5	00:20:31 / 4	01:07:56	00:09:27
6	610	CIBOROWSKI MAREK		POL	84	M / 5	00:12:55 / 6	00:01:53 / 6	00:34:43 / 8	00:01:21 / 6	00:20:40 / 5	01:11:32	00:13:03
7	657	RZEPKA JAKUB		POL	82	M / 6	00:15:54 / 15	00:01:05 / 10	00:34:01 / 7	00:01:01 / 7	00:23:58 / 19	01:15:59	00:17:30
8	601	BEJGER MARCIN		POL	88	M / 7	00:14:46 / 11	00:02:22 / 11	00:35:46 / 15	00:01:20 / 11	00:22:50 / 13	01:17:04	00:18:35
9	616	DYGUTOWICZ DARIUSZ		POL	72	M / 8	00:15:10 / 13	00:02:33 / 13	00:33:04 / 5	00:02:09 / 8	00:24:15 / 21	01:17:11	00:18:42
10	637	LISHCHYNSKA TETIANA		UKR	92	W / 2	00:13:21 / 7	00:01:37 / 7	00:36:51 / 20	00:01:26 / 9	00:24:23 / 24	01:17:38	00:19:09
11	613	DĄBROWSKI BARTOSZ		POL	82	M / 9	00:16:07 / 18	00:01:39 / 14	00:35:16 / 12	00:01:23 / 12	00:23:30 / 16	01:17:55	00:19:26
12	667	TURCZYŃSKI ŁUKASZ		POL	85	M / 10	00:15:29 / 14	00:01:49 / 12	00:35:36 / 14	00:01:00 / 10	00:24:16 / 23	01:18:10	00:19:41
13	655	RUZIK RAFAŁ		POL	79	M / 11	00:17:01 / 22	00:02:58 / 26	00:33:47 / 6	00:01:39 / 15	00:23:13 / 14	01:18:38	00:20:09
14	600	BEDNARCZYK TOMASZ		POL	87	M / 12	00:14:35 / 10	00:03:26 / 16	00:38:42 / 34	00:01:13 / 21	00:21:01 / 6	01:18:57	00:20:28
15	605	BRUSKI ŁUKASZ		POL	77	M / 13	00:15:00 / 12	00:02:57 / 15	00:37:09 / 22	00:01:07 / 17	00:22:48 / 12	01:19:01	00:20:32
16	638	LITWINIUK KRZYSZTOF		POL	80	M / 14	00:16:34 / 20	00:01:54 / 20	00:35:15 / 11	00:01:26 / 14	00:23:53 / 18	01:19:02	00:20:33
17	602	BIELIŃSKI PIOTR		POL	76	M / 15	00:18:24 / 31	00:02:34 / 29	00:34:54 / 10	00:00:51 / 18	00:22:30 / 11	01:19:13	00:20:44
18	609	CHODOWSKI PATRICK		POL	92	M / 16	00:17:24 / 25	00:02:10 / 23	00:36:43 / 19	00:01:04 / 20	00:21:56 / 7	01:19:17	00:20:48
19	676	ZIELIŃSKI MICHAŁ		POL	86	M / 17	00:16:07 / 17	00:02:18 / 19	00:36:37 / 18	00:01:53 / 19	00:22:28 / 9	01:19:23	00:20:54
20	608	CHILIŃSKI MARCIN		POL	84	M / 18	00:14:01 / 9	00:02:39 / 9	00:36:29 / 17	00:01:27 / 13	00:27:06 / 38	01:21:42	00:23:13
21	615	DUDKOWIAK GRAZYNA		POL	81	W / 2	00:18:00 / 29	00:02:01 / 27	00:38:27 / 31	00:00:58 / 23	00:23:38 / 17	01:23:04	00:24:35
22	631	KARDACZ KONRAD		POL	89	M / 19	00:17:39 / 28	00:03:06 / 28	00:38:25 / 30	00:00:54 / 25	00:23:17 / 15	01:23:21	00:24:52

Msc Rank	Nr Bib	Nazwisko i imię Name	Kraj Nat.	Drużyna Team	R-k YoB	W kategorii in Age	Pływanie	T1/Pozycja	Rower	T2/Pozycja	Bieg	Wynik Time	Strata Diff.	
23	611	CZERWIEC MAGDALENA		POL KNIGHT WATERS ZABIERZÓW	78	WSE/1	K / 4	00:14:00 / 8	00:02:15 / 8	00:38:17 / 28	00:00:57 / 16	00:30:01 / 51	01:25:30	00:27:01
24	620	HOLÓWKO WACŁAW		POL	89	MSE/15	M / 20	00:17:33 / 26	00:01:54 / 22	00:38:29 / 32	00:01:22 / 22	00:27:21 / 40	01:26:39	00:28:10
25	626	KAMIŃSKI MARCIN		POL	85	MSE/16	M / 21	00:17:39 / 27	00:02:06 / 24	00:40:56 / 44	00:01:23 / 28	00:25:16 / 25	01:27:20	00:28:51
26	673	WRÓBLEWSKI JANUSZ		POL UKS PRZYJAŹŃ BARTOSZYCE	57	MWE2/1	M / 22	00:22:20 / 55	00:03:42 / 55	00:35:16 / 13	00:01:51 / 32	00:24:16 / 22	01:27:25	00:28:56
27	681	SALAPA BEATA		POL	64	WWE1/1	K / 5	00:18:12 / 30	00:02:49 / 30	00:37:33 / 25	00:01:56 / 26	00:27:37 / 41	01:28:07	00:29:38
28	641	MATUJEWICZ TOMASZ		POL	75	MSE/17	M / 23	00:21:10 / 44	00:02:45 / 41	00:37:21 / 23	00:01:40 / 31	00:25:18 / 26	01:28:14	00:29:45
29	672	WISZNIEWSKI ADAM		POL 14 DYWIZJON ARTYLERII	77	MSE/18	M / 24	00:20:21 / 40	00:04:34 / 49	00:40:36 / 43	00:00:57 / 45	00:22:03 / 8	01:28:31	00:30:02
30	662	STAGITIS MARTINS		POL	79	MSE/19	M / 25	00:22:02 / 54	00:02:44 / 48	00:37:29 / 24	00:01:08 / 33	00:25:32 / 29	01:28:55	00:30:26
31	628	KIZIUKIEWICZ MARCIN		POL	84	MSE/20	M / 26	00:18:33 / 33	00:03:47 / 34	00:39:11 / 36	00:02:09 / 34	00:25:53 / 31	01:29:33	00:31:04
32	629	KOHLMAN MARCIN		POL	72	MWE1/2	M / 27	00:16:04 / 16	00:02:01 / 17	00:43:17 / 50	00:01:29 / 30	00:26:55 / 37	01:29:46	00:31:17
33	630	KOWALCZYK ANDRZEJ		POL OKLA OSTROŁĘKA	55	MWE2/2	M / 28	00:18:34 / 34	00:03:27 / 32	00:38:39 / 33	00:02:01 / 29	00:27:37 / 42	01:30:18	00:31:49
34	639	ŁUŻYŃSKI JANUSZ		POL HP IRON TEAM	71	MWE1/3	M / 29	00:20:26 / 41	00:04:51 / 53	00:37:05 / 21	00:02:06 / 36	00:26:22 / 35	01:30:50	00:32:21
35	648	NOWAK ANDRZEJ		POL	53	MWE3/1	M / 30	00:17:22 / 24	00:02:33 / 25	00:37:51 / 27	00:02:17 / 24	00:31:51 / 57	01:31:54	00:33:25
36	675	ZAJĄC DARIUSZ		POL	73	MWE1/4	M / 31	00:21:04 / 43	00:03:33 / 47	00:37:40 / 26	00:01:43 / 35	00:28:12 / 46	01:32:12	00:33:43
37	665	SZCZAWIŃSKI TOMASZ		POL	71	MWE1/5	M / 32	00:20:53 / 42	00:03:14 / 43	00:38:58 / 35	00:02:01 / 39	00:27:09 / 39	01:32:15	00:33:46
38	674	WSZEBOROWSKI DARIUSZ		POL	67	MWE1/6	M / 33	00:21:17 / 46	00:03:03 / 45	00:39:30 / 39	00:02:25 / 44	00:26:20 / 34	01:32:35	00:34:06
39	622	JASIONOWSKI MICHAŁ		POL JW 1747 SUWAŁKI	87	MSE/21	M / 34	00:21:34 / 48	00:02:28 / 42	00:39:47 / 40	00:01:04 / 37	00:27:55 / 44	01:32:48	00:34:19
40	617	DZIAMSKI MARCIN		POL	83	MSE/22	M / 35	00:18:39 / 35	00:04:30 / 38	00:41:26 / 46	00:02:36 / 46	00:25:57 / 32	01:33:08	00:34:39
41	661	SKRZYPEK ELA		POL	73	WWE1/2	K / 6	00:16:32 / 19	00:01:47 / 18	00:45:54 / 56	00:01:04 / 43	00:27:51 / 43	01:33:08	00:34:39
42	660	SIKORSKI KAMIL		POL	87	MSE/23	M / 36	00:21:16 / 45	00:02:09 / 40	00:42:56 / 49	00:01:00 / 47	00:25:51 / 30	01:33:12	00:34:43
43	650	OSTROWSKI ŁUKASZ		POL	84	MSE/24	M / 37	00:19:03 / 38	00:03:01 / 33	00:41:29 / 47	00:01:35 / 40	00:28:24 / 47	01:33:32	00:35:03
44	614	DOMAŃSKI PAWEŁ		POL	82	MSE/25	M / 38	00:18:30 / 32	00:04:11 / 36	00:41:44 / 48	00:03:03 / 48	00:26:13 / 33	01:33:41	00:35:12
45	645	MONIUSZKO ANNA		POL	80	WSE/2	K / 7	00:21:39 / 50	00:02:54 / 46	00:39:22 / 38	00:01:16 / 41	00:28:35 / 48	01:33:46	00:35:17
46	677	BABULA MAŁGORZATA		POL	82	WSE/3	K / 8	00:16:58 / 21	00:02:18 / 21	00:44:45 / 53	00:01:14 / 42	00:29:34 / 49	01:34:49	00:36:20
47	682	KRAKOWSKI BARTOSZ		POL	85	MSE/26	M / 39	00:21:32 / 47	00:02:38 / 44	00:36:17 / 16	00:01:18 / 27	00:33:13 / 59	01:34:58	00:36:29
48	653	PŁAWIAK ANNA		POL	83	WSE/4	K / 9	00:21:36 / 49	00:03:35 / 52	00:44:57 / 54	00:01:13 / 55	00:24:08 / 20	01:35:29	00:37:00
49	683	KAMIEŃSKI PAWEŁ		POL	79	MSE/27	M / 40	00:17:06 / 23	00:05:18 / 35	00:43:58 / 52	00:02:22 / 50	00:26:55 / 36	01:35:39	00:37:10
50	619	GRZYSZAK DAWID		POL	84	MSE/28	M / 41	00:25:20 / 58	00:03:22 / 60	00:40:01 / 41	00:01:53 / 54	00:25:28 / 28	01:36:04	00:37:35
51	652	PIOTROWICZ ADAM		POL	94	MJUN/4	M / 42	00:19:49 / 39	00:02:55 / 37	00:40:25 / 42	00:01:46 / 38	00:31:25 / 56	01:36:20	00:37:51
52	654	PYSIAK ROBERT		POL	87	MSE/29	M / 43	00:25:34 / 60	00:02:50 / 59	00:39:13 / 37	00:01:28 / 51	00:27:57 / 45	01:37:02	00:38:33
53	636	LEWONIEWSKI MARIUSZ		POL TRENERFIT.PL	75	MSE/30	M / 44	00:18:59 / 37	00:02:16 / 31	00:45:53 / 55	00:01:33 / 49	00:29:58 / 50	01:38:39	00:40:10
54	625	KALBARCZYK IRENEUSZ		POL	60	MWE2/3	M / 45	00:31:39 / 61	00:03:16 / 61	00:38:23 / 29	00:02:02 / 59	00:25:21 / 27	01:40:41	00:42:12
55	646	MUELLER KARINA		USA	85	WSE/5	K / 10	00:21:39 / 51	00:03:19 / 50	00:41:01 / 45	00:03:36 / 52	00:31:08 / 53	01:40:43	00:42:14
56	649	OSIŃSKA-ZAJĄC DOROTA		POL	78	WSE/6	K / 11	00:21:58 / 53	00:03:11 / 51	00:43:20 / 51	00:02:01 / 53	00:31:02 / 52	01:41:32	00:43:03

<i>Msc</i>	<i>Nr</i>	<i>Nazwisko i imię</i>	<i>Kraj</i>	<i>Drużyna</i>	<i>R-k</i>	<i>W kategorii</i>						<i>Wynik</i>	<i>Strata</i>	
<i>Rank</i>	<i>Bib</i>	<i>Name</i>	<i>Nat.</i>	<i>Team</i>	<i>YoB</i>	<i>in Age</i>	<i>Pływanie</i>	<i>T1/Pozycja</i>	<i>Rower</i>	<i>T2/Pozycja</i>	<i>Bieg</i>	<i>Time</i>	<i>Diff.</i>	
57	607	CHEREK MACIEJ	POL		73	MWE1/7	M / 46	00:18:57 / 36	00:04:22 / 39	00:47:58 / 60	00:02:28 / 57	00:31:17 / 54	01:45:02	00:46:33
58	632	KWIATKOWSKI MARCIN	POL		79	MSE/31	M / 47	00:23:33 / 56	00:02:58 / 56	00:46:19 / 59	00:01:24 / 58	00:32:26 / 58	01:46:40	00:48:11
59	651	PĘKALA KATARZYNA	POL		83	WSE/7	K / 12	00:21:46 / 52	00:03:38 / 54	00:46:15 / 57	00:01:42 / 56	00:35:27 / 61	01:48:48	00:50:19
60	606	BUCZKOWSKA MARTA	POL		75	WSE/8	K / 13	00:24:18 / 57	00:04:04 / 58	00:48:08 / 61	00:02:07 / 60	00:35:48 / 62	01:54:25	00:55:56
61	633	LAMPART JACEK	POL	TEAM LAMPART	78	MSE/32	M / 48	00:32:02 / 62	00:03:52 / 62	00:46:16 / 58	00:02:02 / 62	00:31:24 / 55	01:55:36	00:57:07
62	624	JÓZEFOWICZ JUSTYNA	POL	WITC	74	WSE/9	K / 14	00:25:23 / 59	00:02:17 / 57	00:52:49 / 62	00:01:12 / 61	00:35:25 / 60	01:57:06	00:58:37